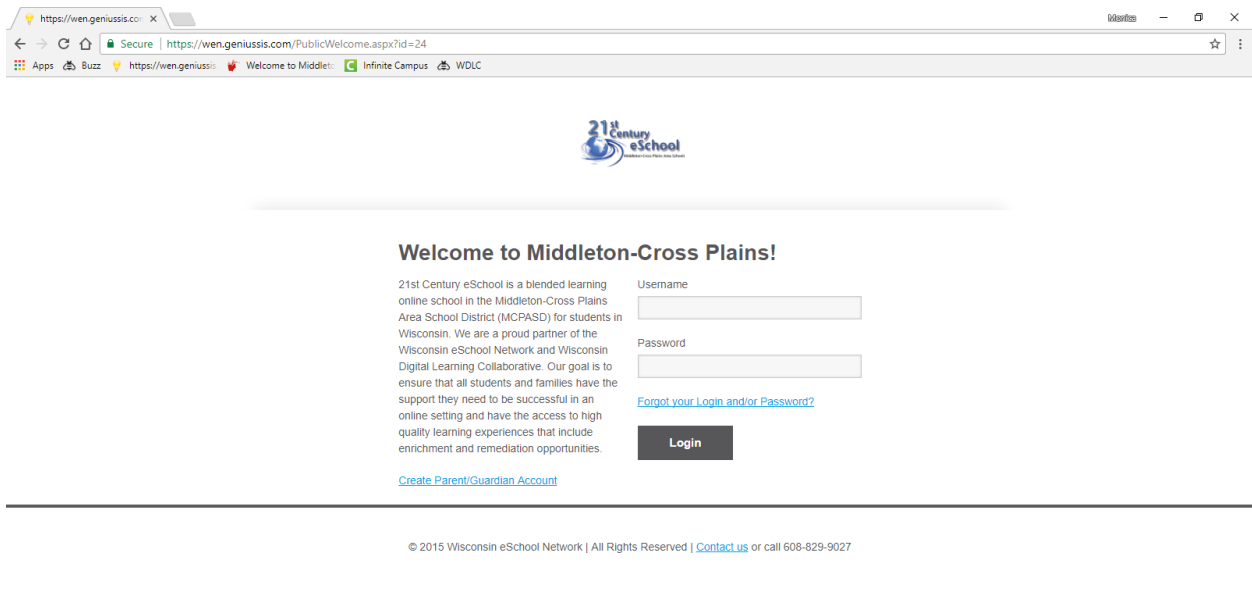


Padres/madres/tutores legales,

Esperamos que su estudiante haya tenido un gran comienzo con sus cursos en línea. Todos los padres/madres/tutores legales tiene la habilidad de monitorear el progreso de sus hijos(as). Si ya saben cómo hacer eso - ¡excelente! Si no, aquí están las instrucciones en como tener acceso a la cuenta en línea para padres.

Vaya a: <https://wen.geniussis.com/PublicWelcome.aspx?id=24>



**Welcome to Middleton-Cross Plains!**

21st Century eSchool is a blended learning online school in the Middleton-Cross Plains Area School District (MCPASD) for students in Wisconsin. We are a proud partner of the Wisconsin eSchool Network and Wisconsin Digital Learning Collaborative. Our goal is to ensure that all students and families have the support they need to be successful in an online setting and have the access to high quality learning experiences that include enrichment and remediation opportunities.

[Create Parent/Guardian Account](#)

Username

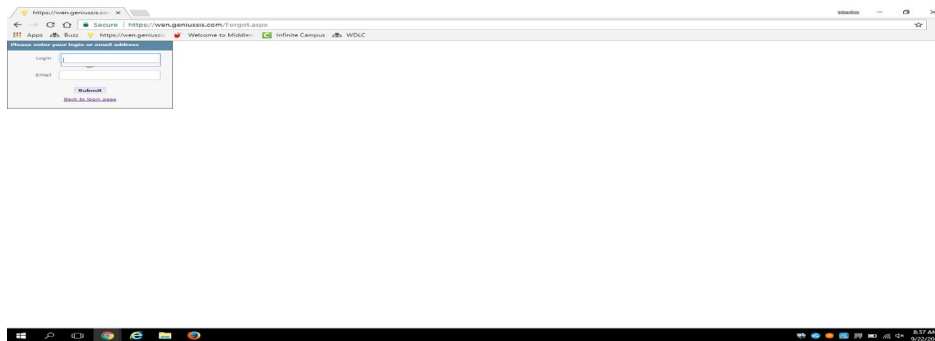
Password

[Forgot your Login and/or Password?](#)

© 2015 Wisconsin eSchool Network | All Rights Reserved | [Contact Us](#) or call 608-829-9027

Ingrese su nombre de usuario y contraseña.

Si no las tiene, haga clic en “Forgot your Login and/or Password?” (¿Olvido su información de inicio de sesión y/o contraseña?). Deben de ver la pantalla de la imagen inferior donde pueden ingresar su correo electrónico (el que recibió este correo electrónico) o la información de inicio de sesión. La información de inicio de sesión será enviada a ese correo electrónico.



**Forgot your Login and/or Password?**

Please enter your email address for your password.

Email

[Back to Login Page](#)

Después vaya al paso 1.

Ya que haya iniciado sesión, deben de ver la siguiente pantalla. Los cursos de su estudiante se mostrarán debajo de Academic Snapshot (Instantánea académica).

The screenshot shows the 'DASHBOARD' page of the 21st Century eSchool system. The left sidebar contains navigation options like 'Dashboard', 'Request Course', 'Upload Files', 'Create Application', 'Course Information', 'Academic Snapshot', 'Suggested Pacing', 'Gradebook', 'Student Activity', 'Course Plan', 'Drop a Course', 'View Transcript', 'Edit Account', and 'School Calendar'. The main content area is titled 'DASHBOARD' and includes a message: 'Here you can see an overview of the current student status and academic progress. There are no requested courses for approval.' Below this, there are several sections: 'Academic Snapshot' showing a table of enrolled courses, 'Upcoming Events' (empty), 'Activity' (table of recent activities), 'Messages' (empty), 'Course Requests' (1 request), and 'Admission Status' (ACTIVE).

Course	Grade	Assignments	Pacing
MCPASD Student Resource Course 21E		0 of 13	On Pace
MCPASD Student Resource Course MHS		0 of 10	On Pace

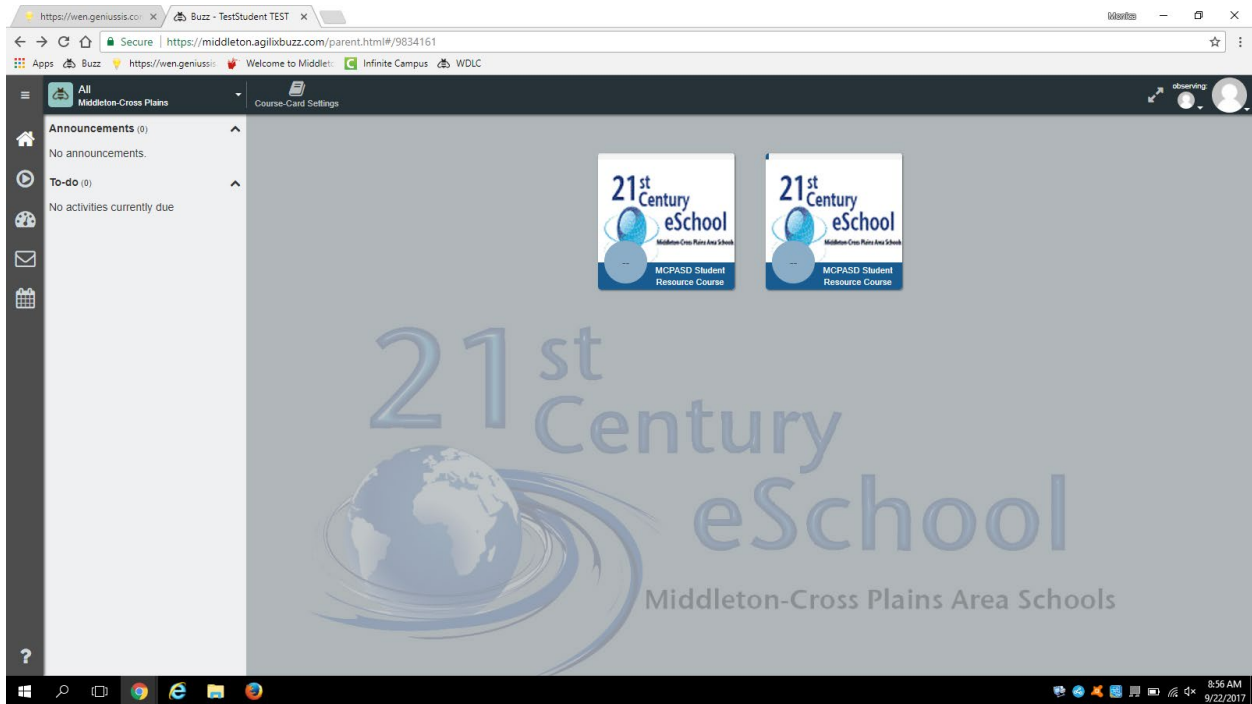
Course	Time	Minutes
MCPASD Student Resource Course MHS	9/1/2017 11:17:55 AM	15
MCPASD Student Resource Course MHS	9/1/2017 11:17:50 AM	0
MCPASD Student Resource Course MHS	9/1/2017 11:17:39 AM	0
MCPASD Student Resource Course MHS	9/1/2017 11:17:36 AM	0
MCPASD Student Resource Course MHS	9/1/2017 11:17:32 AM	0

Course	Term	Approved
MS Pre-Algebra 51 v16	WEN 2015-2016	WAITING_REVIEW

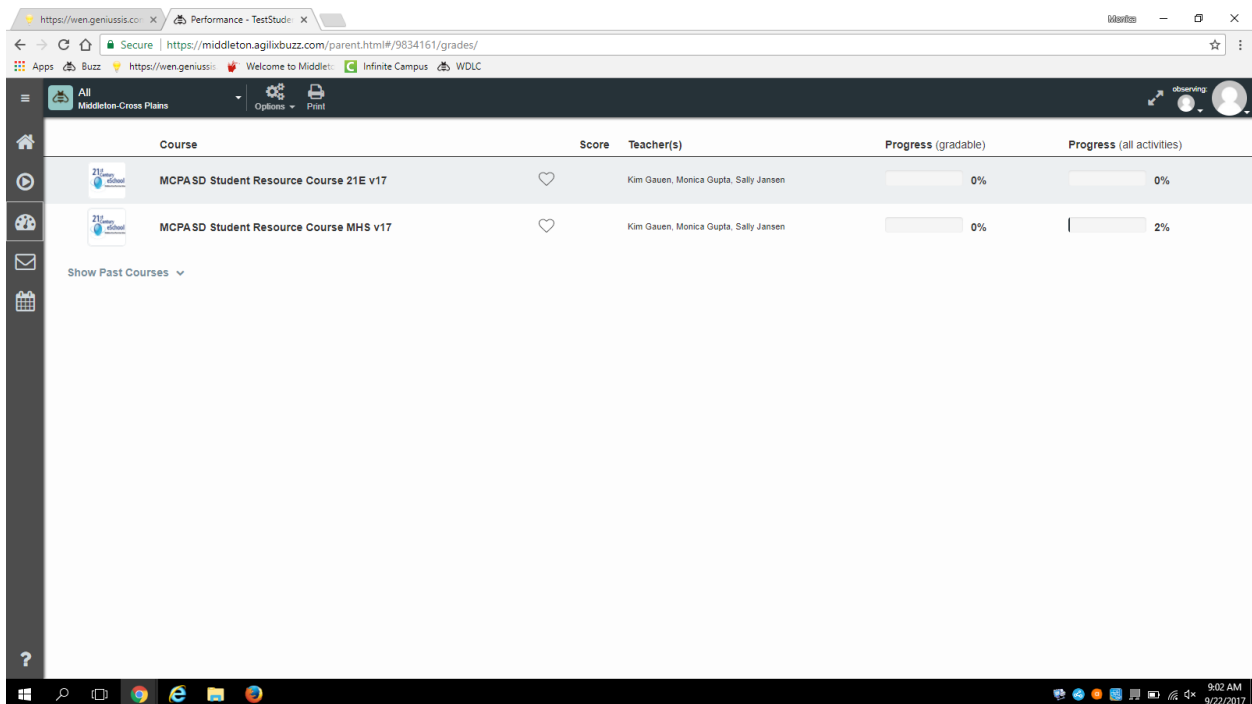
Para tener acceso a la información del maestro(a), vaya a la pestaña de información de curso a la izquierda. Se verá como esto.

The screenshot shows the 'COURSE INFORMATION' page for 'MCPASD Student Resource Course 21E'. The left sidebar is the same as in the dashboard. The main content area shows course details, including a 'Rate this course' section, a 'Description', 'Length and Credits' (0 credits, 18 weeks), and 'Upcoming Events' (empty). The 'Teacher Information' section includes the teacher's name (Kim Gauan), email (KGAU@mgcpasd.k12.wi.us), phone (608-839-9648), bio, and hours (7:45am-4:15pm). There is also a 'Rate this teacher' section with a star rating and a 'Submit' button.

Haga clic en el curso que desea ver. Esto lo(a) llevará a esta pantalla. Si le gustaría ver el rendimiento en general en todas las clases, haga clic en el icono de performance (rendimiento) en la parte izquierda de la pantalla (se ve como un indicador).



Esto lo(a) llevará a esta pantalla lo cual le mostrará la calificación y el progreso en cada curso.



Si le gustaría información más detallada en un curso en particular, haga clic en ese curso lo cual lo(a) llevará a una pantalla donde todas las asignaciones están listadas. Haciendo clic en cualquier asignación

que ha sido calificada le permitirá ver los comentarios del maestro(a) y los resultados de las pruebas/exámenes.

The screenshot shows a web browser window displaying the MCPASD Student Resource Course 21E v17. The page features a navigation menu on the left with icons for Home, Grades, For Me, What If, Activity, Analytics, and Badges. The main content area displays a 'Score' section with the following information:

- Teachers: Kim Gauen, Monica Gupta, Sally Jansen
- Schedule: Aug 31, 2017 - Jan 8, 2018 (4 months remaining)
- 0% of gradable activities completed (0 of 12)
- 0% of all activities completed (0 of 48)

Below the score section is a table of activities:

Include	Score	Status	Submitted	Target Due
Submitting Dropbox Activities (Graded) How do I navigate the online system? > Submitting Activities				Oct 9, 2017
Posting to a Discussion (Graded) How do I navigate the online system? > Submitting Activities				Oct 13, 2017
Wiki Example How do I navigate the online system? > Submitting Activities				Oct 19, 2017
Submitting a Blog or Journal How do I navigate the online system? > Submitting Activities				Oct 25, 2017
Taking Screenshots How do I navigate the online system? > Tips & Tricks				Nov 14, 2017
Submitting Google Docs How do I navigate the online system? > Tips & Tricks				Nov 17, 2017
Submit Your Checklist! How do I navigate the online system?				Nov 23, 2017
Understanding Plagiarism Online What do I need to know as an online learner?				Dec 8, 2017
School Expectations for Online Students: Student Contract What do I need to know as an online learner?				Dec 14, 2017
Student Expectations for Online Students: QUIZ What do I need to know as an online learner?				Dec 19, 2017
Introduce Yourself! Explore and share about yourself as a student				Dec 26, 2017
Verify I Completed the Orientation				Jan 5, 2018

At the bottom of the table, there is an 'Exclude' section with the same column headers. The Windows taskbar at the bottom shows the time as 11:08 AM on 9/22/2017.

Si le gustaría ver la lección/asignaciones, debe de hacer clic en el icono de la flecha en un círculo en la parte izquierda. Esto le permitirá leer las lecciones y ver las instrucciones de las asignaciones.

The screenshot shows the MCPASD Student Resource Course 21E v17 interface. The left sidebar contains a navigation menu with the following items:

- Announcements (0)
- No announcements
- To-do (0)
- No activities currently due
- MCPASD Student Resource Course 21E v17
  - Orientation Welcome and Description
  - How do I navigate the online system?
  - What do I need to know as an online learner?
  - Explore and share about yourself as a student
  - Verify I Completed the Orientation

The main content area displays the course title 'MCPASD Student Resource Course 21E v17' with the enrollment end date '10/2018 - 3 months remaining'. Below this is the 'Up Next' section, which features a document icon and the text 'Orientation Welcome and Description'. A welcome message follows:

Welcome to the MCPASD Online Orientation course. Whether you are a new or veteran online student, this course contains some important reminders about online learning as well as information you may want to save for later as you work through your scheduled online course(s). Please do not be afraid to ask questions. This is a new system with many new features and there may be things that look different or are not running the way we expect.

Enjoy your online experience!

The Windows taskbar at the bottom shows the time as 1:19 PM on 9/25/2017.