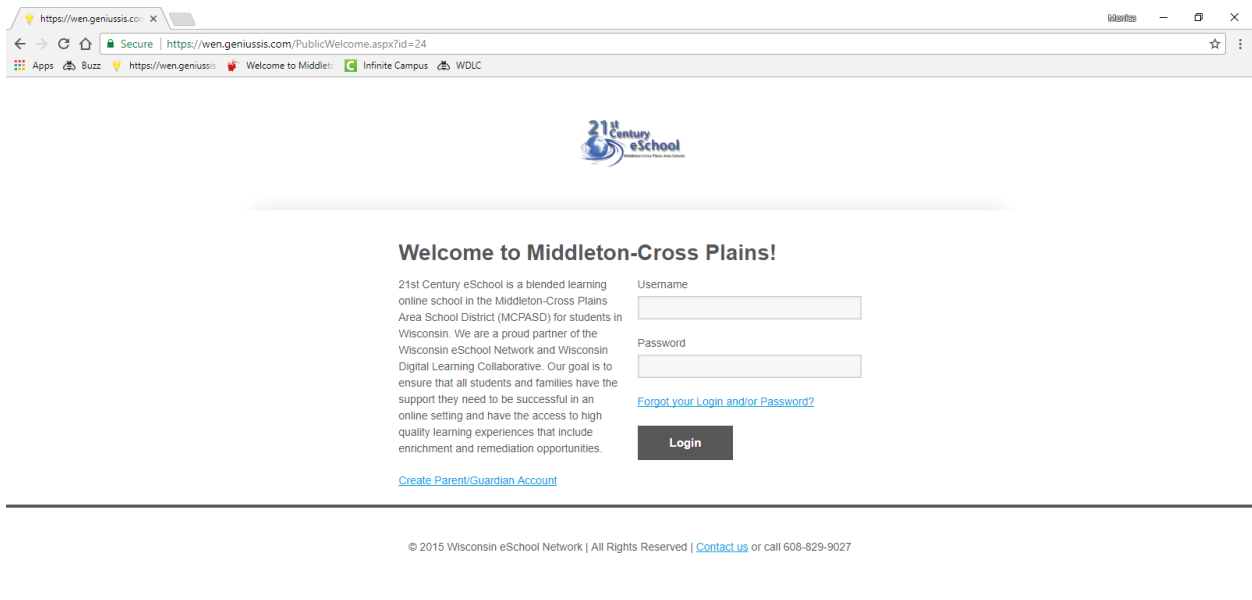


Parents/Guardians,

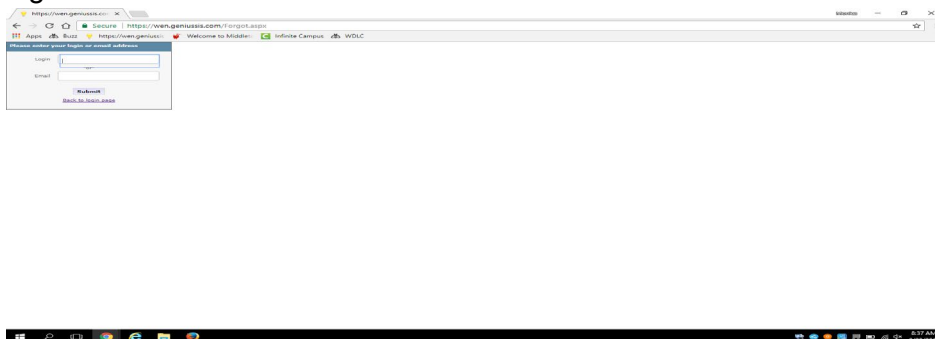
Hopefully your student is off to a great start with their online courses. All parents/guardians have the ability to monitor their child's progress. If you already know how to do that - great! If not, here are instructions on how to access the parent online account:

Go to: <https://wen.geniussis.com/PublicWelcome.aspx?id=24>



Enter your username and password.

If you don't have it, click on "Forgot your Login and/or Password?" You should see the screen below where you can enter your email (the one where you received this email) or login. The login information will be sent to that email.



Then go back to Step 1.

Once you log in, you should see the following screen. Your student's courses will show up under Academic Snapshot.

The screenshot shows the 21st Century eSchool dashboard. The left sidebar contains navigation options: Dashboard, Request Course, Upload Files, Create Application, Course Information, Academic Snapshot, Suggested Pacing, Gradebook, Student Activity, Course Plan, Drop a Course, View Transcript, Edit Account, and School Calendar. The main content area is titled "DASHBOARD" and includes a message: "Here you can see an overview of the current student status and academic progress. There are no requested courses for approval." Below this are several sections: "Academic Snapshot" showing the student is enrolled in 2 courses, "Upcoming Events" with no events scheduled, "Activity" showing a table of recent activities, "Messages" with no new messages, "Course Requests" showing 1 requested course, and "Admission Status" showing the student is currently ACTIVE.

Course	Grade	Assignments	Pacing
MCPASD Student Resource Course 21E	0 of 13	On Pace	On Pace
MCPASD Student Resource Course MHS	0 of 10	On Pace	On Pace

Course	Time	Minutes
MCPASD Student Resource Course MHS	9/1/2017 11:17:55 AM	15
MCPASD Student Resource Course MHS	9/1/2017 11:17:50 AM	0
MCPASD Student Resource Course MHS	9/1/2017 11:17:39 AM	0
MCPASD Student Resource Course MHS	9/1/2017 11:17:36 AM	0
MCPASD Student Resource Course MHS	9/1/2017 11:17:32 AM	0

Course	Term	Approved
MS Pre-Algebra 51 v16	WEN 2015-2016	WAITING_REVIEW

To access teacher information, go to course information tab on the left. It would look like this.

The screenshot shows the "COURSE INFORMATION" page for "MCPASD Student Resource Course 21E". The left sidebar is the same as in the previous screenshot, but the "Course Information" tab is selected. The main content area shows details for the course, including a "Teacher Information" section for Kim Gauen. The teacher's contact information and a bio are provided, along with a "Rate this teacher" section.

Teacher Information

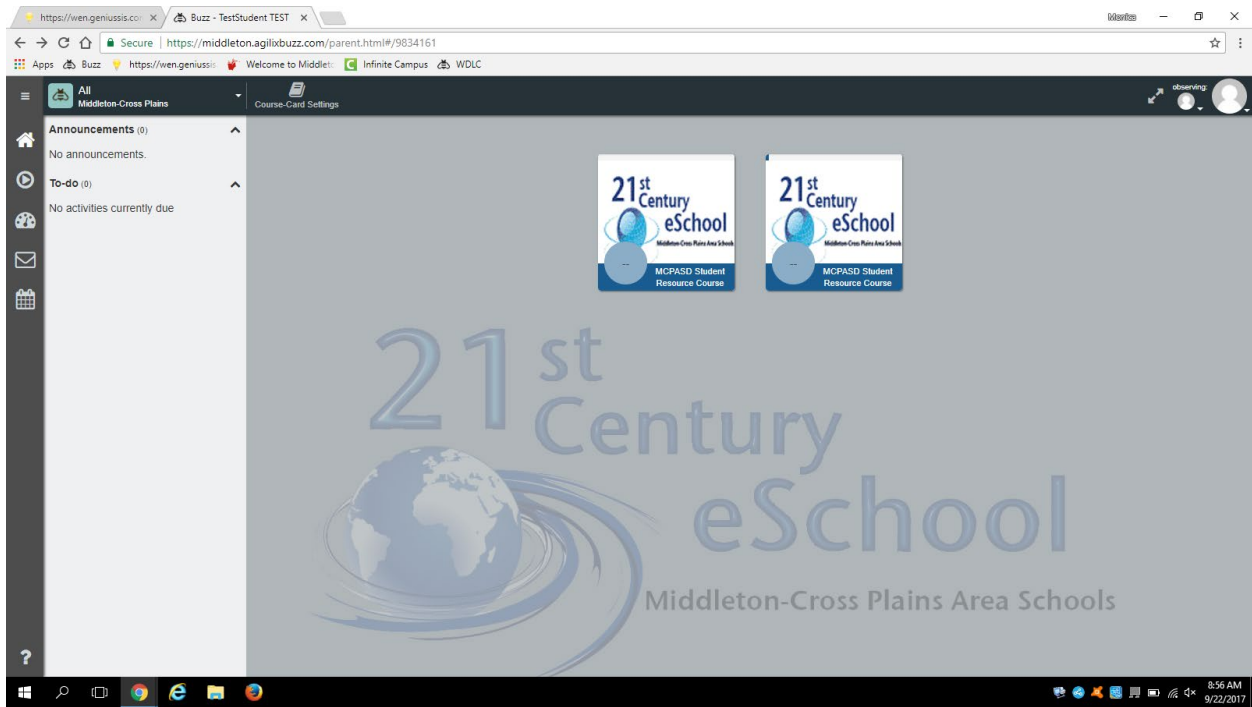
Name: Kim Gauen
Email: KGAUEN@mcpasd.k12.vt.us
Phone: 609-829-9648

Bio: I am the Admin Asst for the 21st Century eSchool in combination with Middleton High School. Please feel free to contact me with any questions that arise throughout your online courses.

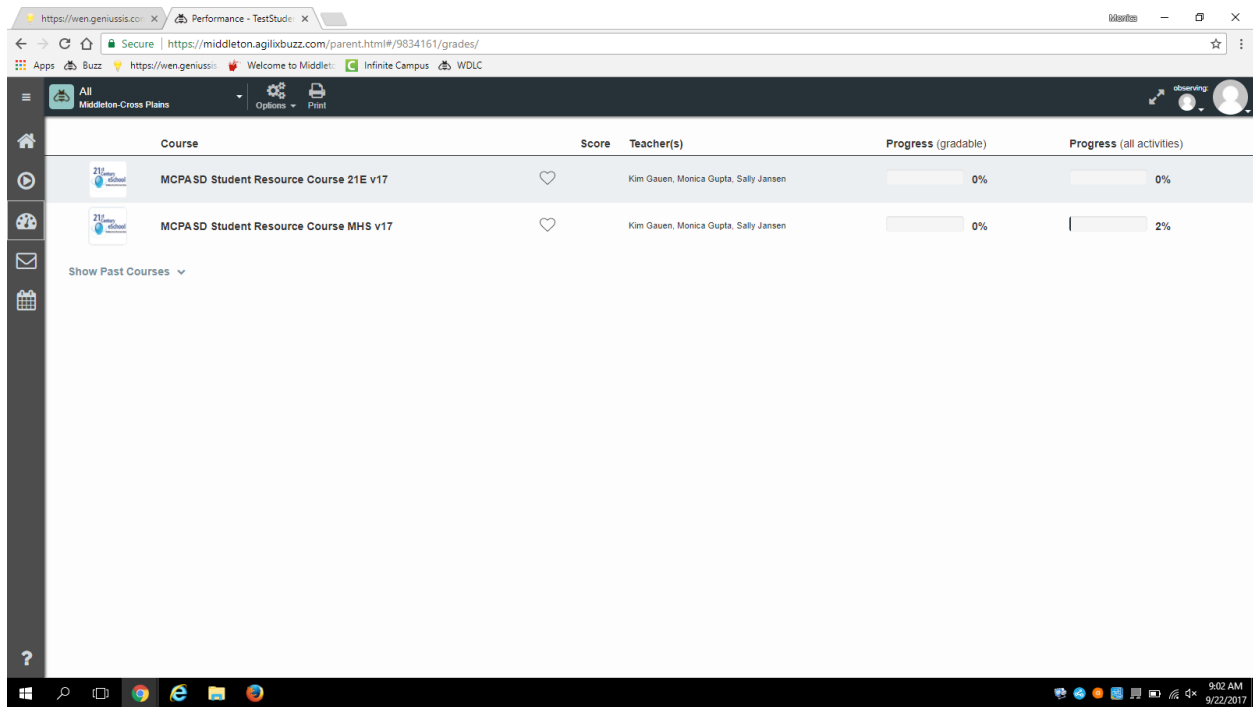
Hours: 7:45am-4:15pm

Rate this teacher: [Rating Scale] Submit

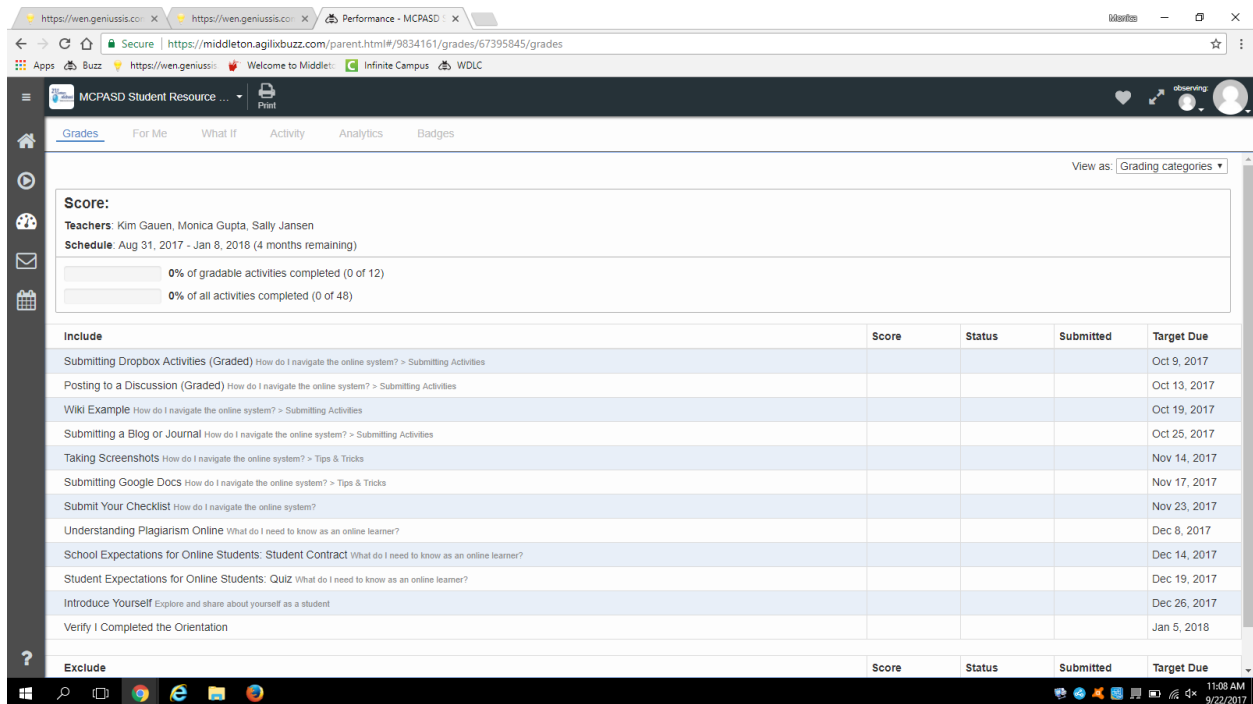
Click on the course you wish to view. That will take you to this screen. If you would like to view overall performance in all classes, click on the performance icon on the left side of the screen (looks like a gauge).



This will take you to this screen which will show you Grade and progress in each course.



If you would like more detailed information on a particular course, click on that course which will take you to a screen where all assignments are listed. Clicking on any assignment that has been graded will allow you view teacher feedback and quiz/test results.



If you would like to view the lesson/assignments, you should click on the circled arrow icon on the left. This will allow you to read through the lessons and see the instructions for the assignments.

The screenshot shows a web browser window with the URL <https://middleton.agilixbuzz.com/parent.html#/9834161/activity/67395845>. The browser's address bar shows the page is secure. The page content is for the 'MCPASD Student Resource Course 21E v17'. The sidebar on the left contains several sections: 'Announcements (0)' with 'No announcements.', 'To-do (0)' with 'No activities currently due', and 'MCPASD Student Resource Course 21E v17' with a list of activities: 'Orientation Welcome and Description', 'How do I navigate the online system?', 'What do I need to know as an online learner?', 'Explore and share about yourself as a student', and 'Verify I Completed the Orientation'. The main content area features the '21st Century eSchool' logo, the course title 'MCPASD Student Resource Course 21E v17', and an enrollment end date of 1/8/2018. Below this, the 'Up Next' section shows a document icon for 'Orientation Welcome and Description'. A welcome message follows, stating: 'Welcome to the MCPASD Online Orientation course. Whether you are a new or veteran online student, this course contains some important reminders about online learning as well as information you may want to save for later as you work through your scheduled online course(s). Please do not be afraid to ask questions. This is a new system with many new features and there may be things that look different or are not running the way we expect. Enjoy your online experience!' The Windows taskbar at the bottom shows the time as 1:19 PM on 9/23/2017.