



Middleton High School Annual Report to the Board of Education

December 2, 2013



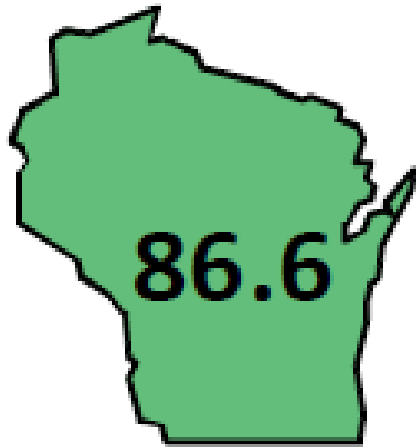
Celebrations

- WKCE Data
- ACT/PSAT/SAT Data
- Advanced Placement/
CAPP Data



Celebrations – WKCE Results

Overall Accountability Score and Rating



**Significantly Exceeds
Expectations**

Overall: Increased from 73.6% in 2011-12 (Exceeds Expectations) to 86.6% in 2012-13 (Significantly Exceeds Expectations)

Reading: #1 in Dane County

- 60% of MHS students scored Advanced or Proficient in Reading

Math: #1 in Dane County

- 77% of MHS students scored Advanced or Proficient in Math.

Celebrations – ACT / PSAT / SAT



- **ACT:** MHS Students tied our own school high with a composite score of 25.5 / 36.
- Fourth highest school score in the State and third highest among districts (behind Whitefish Bay and Kohler.)
- Record year for **National Merit Semifinalists** – 17! These students scored roughly in the top 1% of the more than 1.5 million students who took the PSAT last year.
- MHS students scored very well on the **SAT** with a composite score of 1,834 (out of 2,400)--3% higher than the State average and 20% higher than the national average.

Celebrations – Advanced Placement / CAPP



AP[®]

- 25 Percent increase in **AP exam** participation last year
- In 2013, 530 students took 897 AP exams compared to 471 students who took 766 exams the year before.
- More than 76% of MHS students who took AP exams scored a **3, 4, or 5**. The national average is 59%.
- The number of students taking **CAPP** classes nearly doubled in one year. Last year there were 5 CAPP courses with 23 sections and 623 students. This year there are 7 CAPP courses with 42 sections and 1,149 students enrolled.



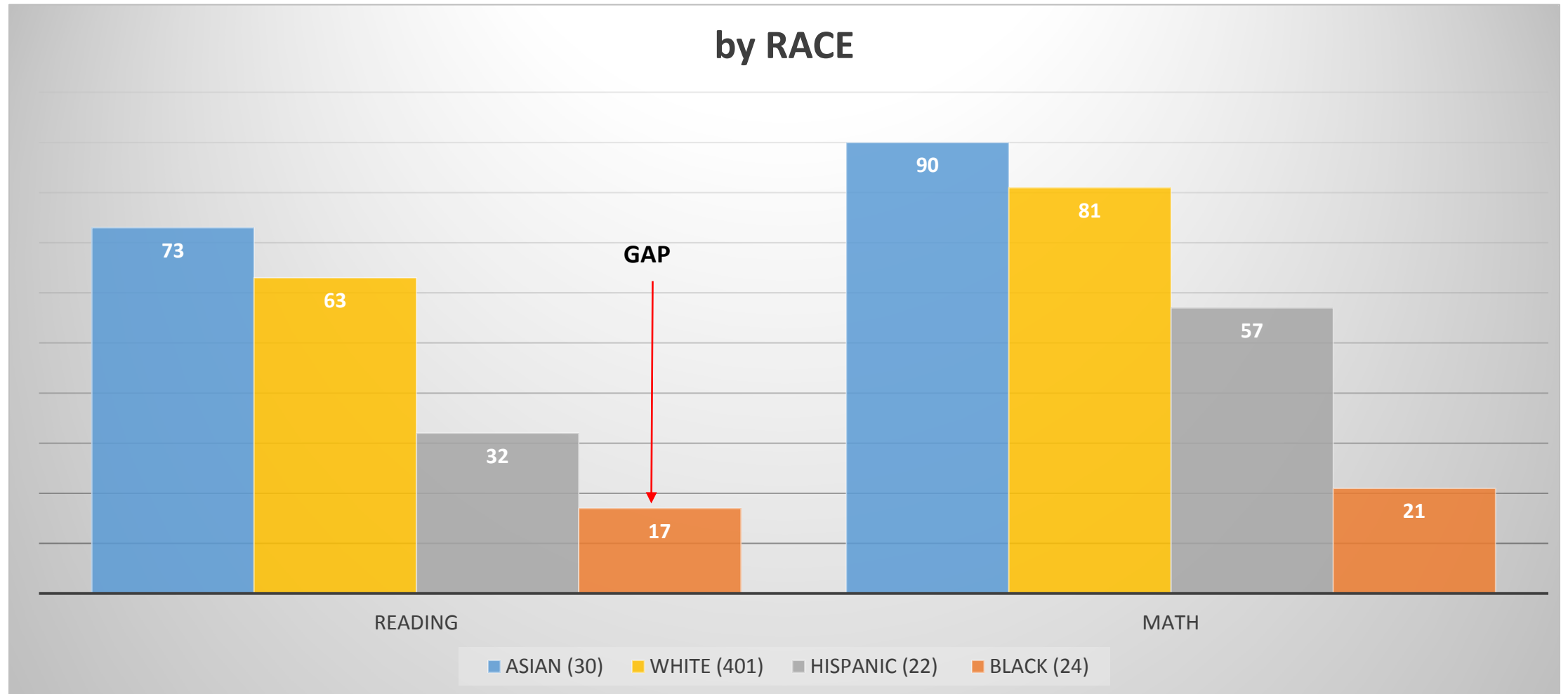


Continued Areas of Need - Academic

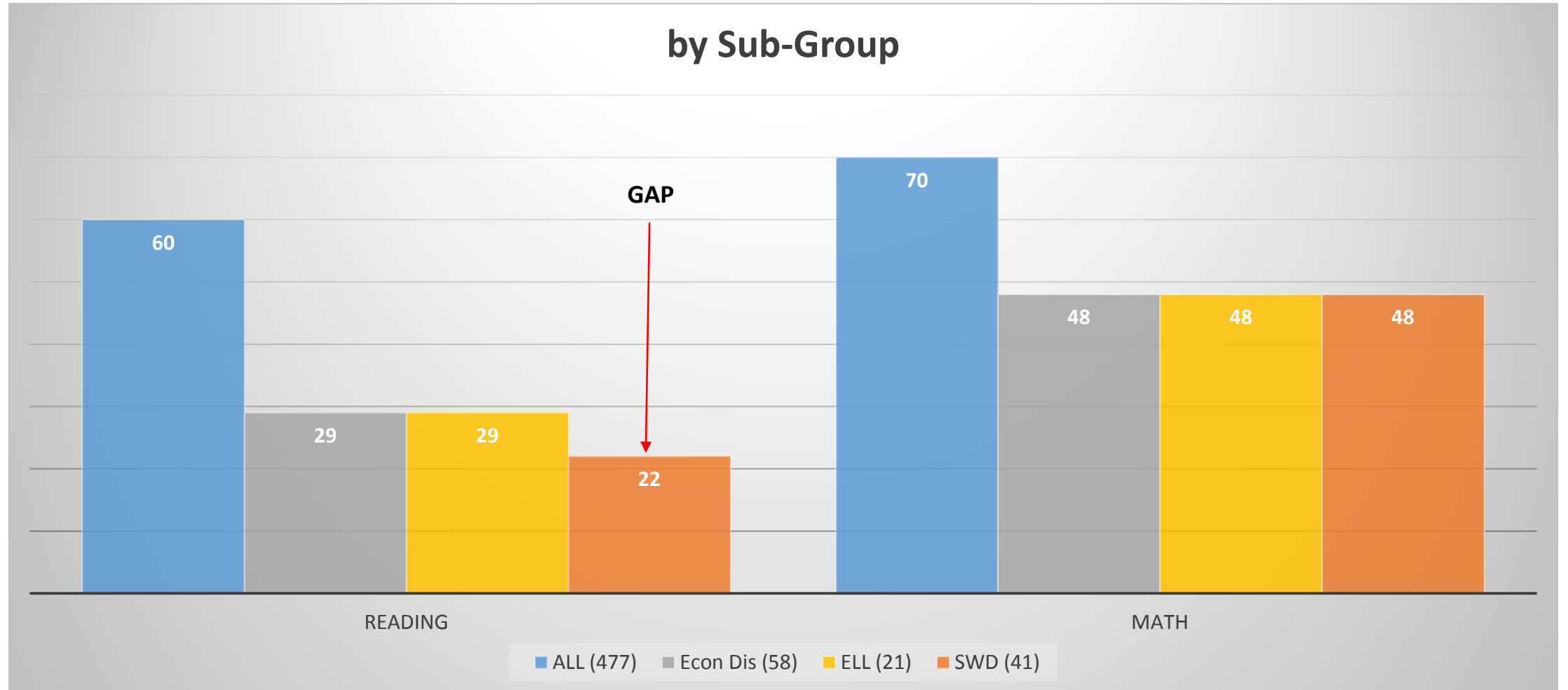
Our Reality:

- Reading achievement for ALL students is 60% proficient & advanced (*down from 65%*)
- Reading achievement GAP is 43% blacks, 28% Hispanic, 38% SWD, 31% Econ Dis, 31% ELL
- Math achievement for ALL students is 77% (*up from 75%*)
- Math achievement GAP is 56% blacks, 20% Hispanic, 40% SWD, 29% EcDis, 20% ELL

WKCE Percent Proficient & Advanced



WKCE Percent Proficient & Advanced



GOALS: Academic

Our Target:

- Reading achievement for ALL students will increase to 70% proficient & advanced
- Reading achievement gap will be reduced by 5% in each sub group

- Math achievement for ALL students will increase to 83% proficient & advanced
- Math achievement gap will be reduced by 5% in each subgroup



Example: Math Achievement Connections

Achievement Connections Overview

- Math tutoring program that aims to lower the achievement gap for students of color at Middleton High School through one-on-one math tutoring.
- Focused on underachieving students of color, with a primary emphasis on 9th and 10th grade students in Algebra I and Geometry.
- Joint collaboration between Middleton High School and United Way of Dane County.



Example: Math Achievement Connections

Student Enrollment

- 35 total students enrolled
- 9th grade: 18, 10th grade: 5, 11th grade: 4, 12th grade: 7
 - Note: 12th grade includes 3 GED students from Clark Street
- 28 students are in Algebra I or Geometry (80%)
- African American: 19 (55%), Hispanic: 14 (40%), White: 2 (5%)
- 26 are matched to meet 2x per week (74%)



Example: Math Achievement Connections

Successes

- Integration with Math Department
 - Student Enrollment – 35 students enrolled, 12 more waiting for tutors
- Integration with Destinations guided study program and Clark Street Community School
- Student Engagement – 108 one-on-one tutoring sessions to date



Example: Math Achievement Connections

Next Steps:

- Renaissance Learning – Licenses started on 11/1
 - Pre-assess students
 - Create individualized curricula
- Volunteer Recruitment
 - UW
 - MCPASD Community
 - Middleton Business Community
- Ongoing analysis and feedback from Math department on student performance

Continued Areas of Need - Behavior

- **Graduation Rate**
- **Attendance Rate**
- **Suspensions**
- **School Climate**



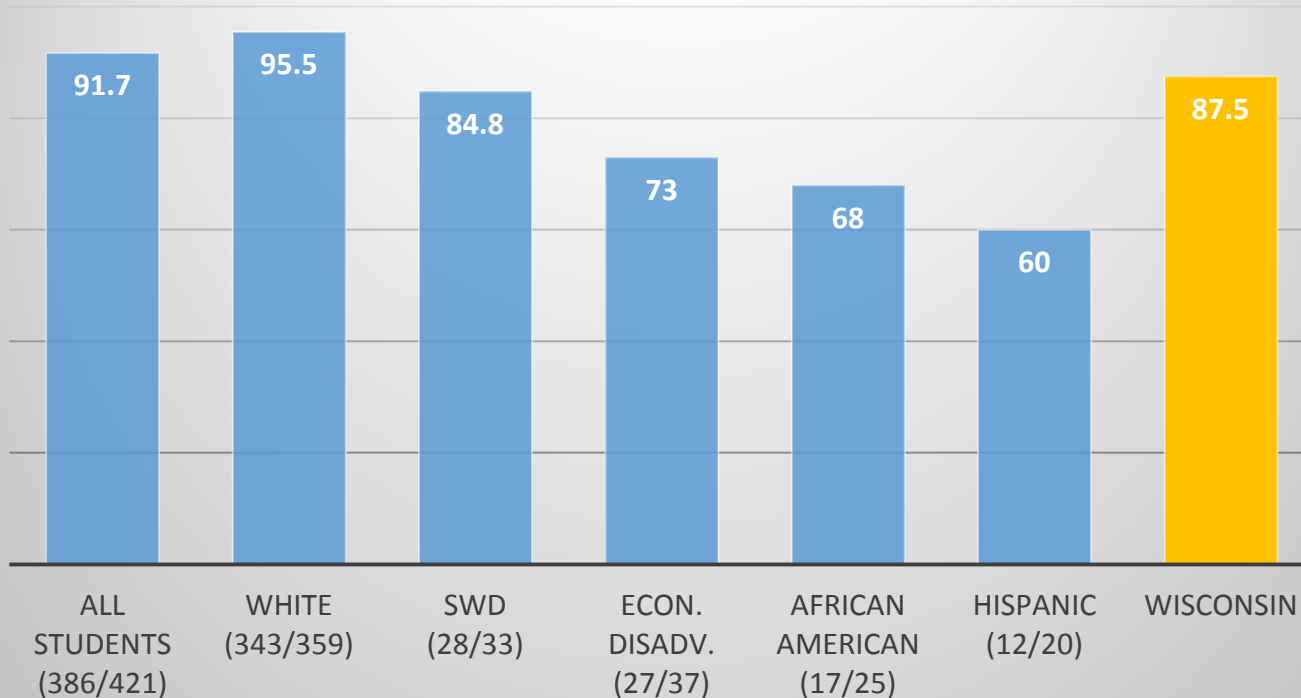


Graduation Rate



OUR REALITY

2011-12 (4 year) Graduation Rate by %



- Down 1% from 2010-2011

TARGET

- Increase graduation rate for all students and subgroups by 2%
- Note: MHS Six-Year Graduation rate is 97.1%
- Wisconsin law guarantees students a free public education up to age 21



Attendance Rate



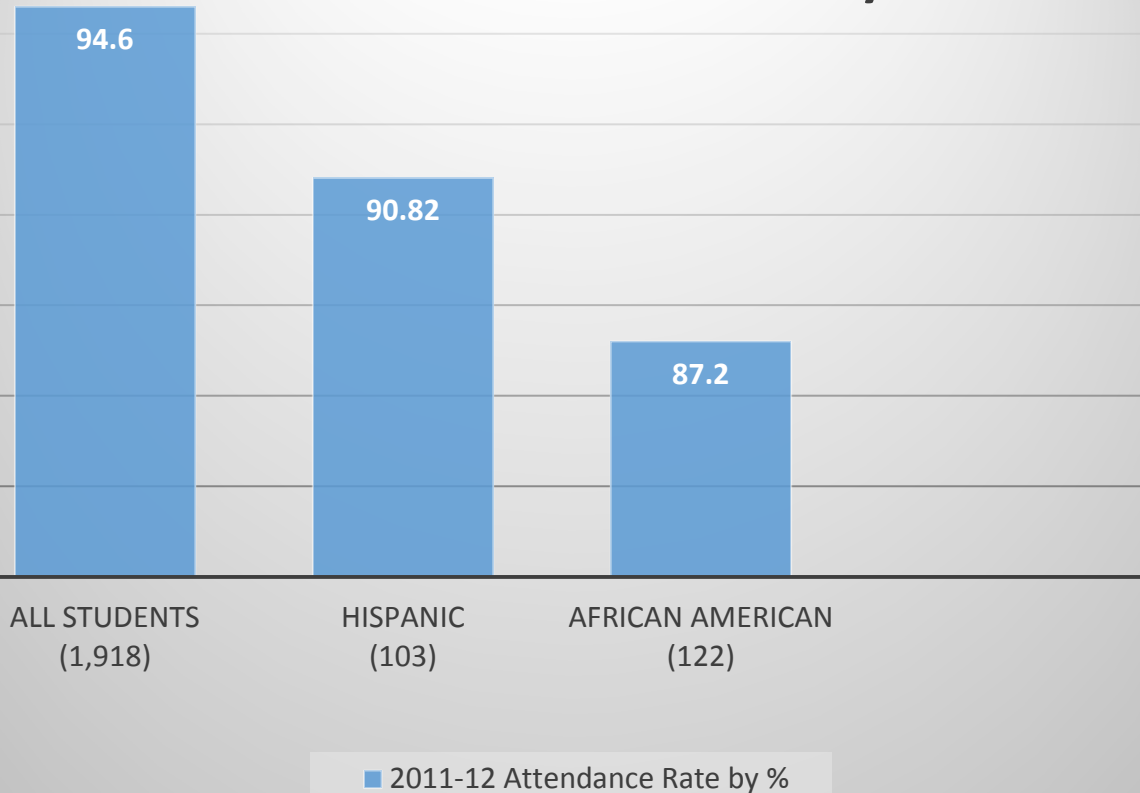
OUR REALITY

TARGET

- Increase average attendance rate for all students to 96%
- Attendance rate for subgroups will be 92% or above

Source: WI DPI School Report Card 2012-13

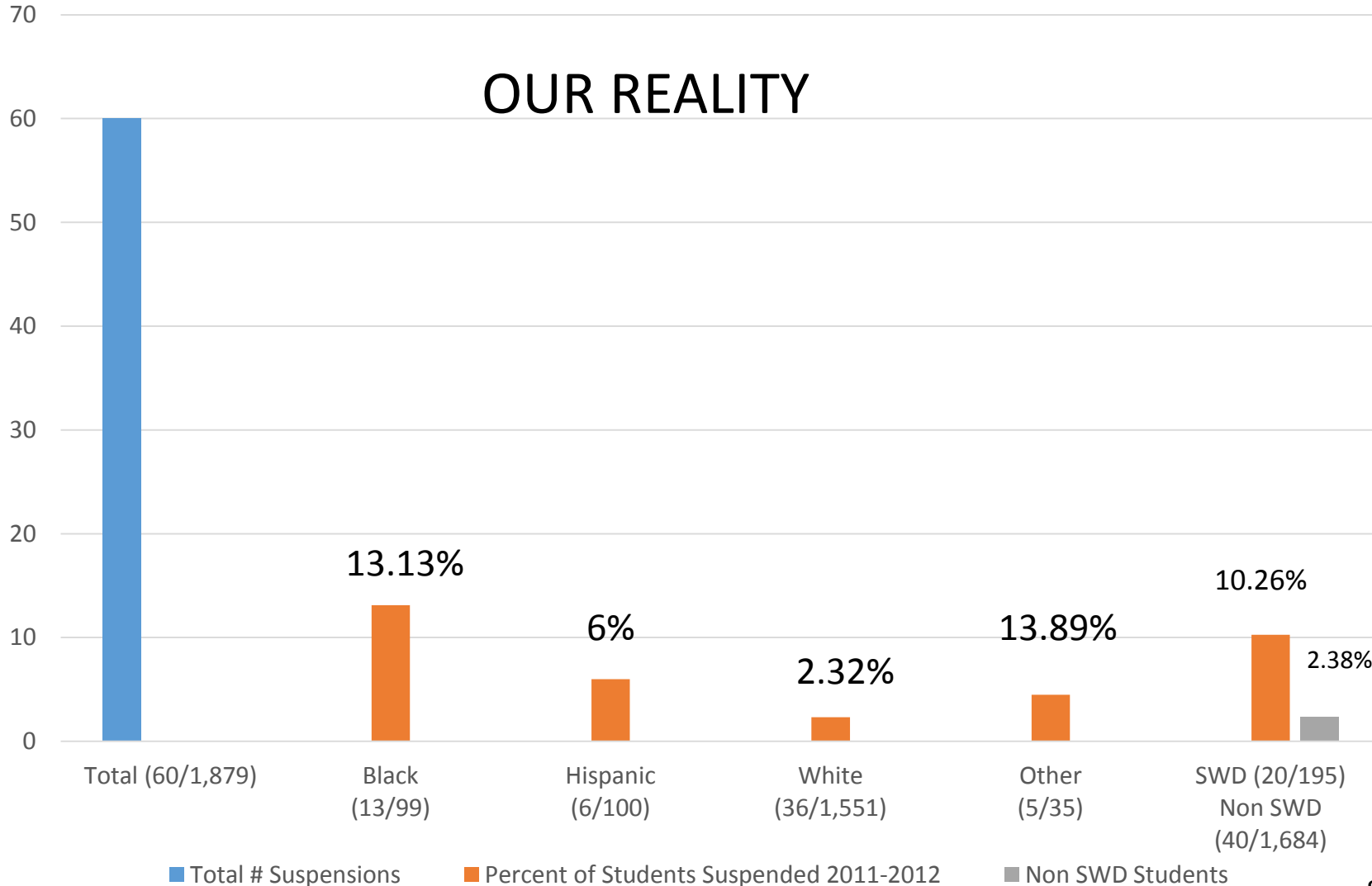
2011-12 Attendance Rate by %



Out of School Suspensions (2011-12)



OUR REALITY



- Suspensions down from 96 in 2010-11 to 60 in 2011-12

TARGET

- Reduce total number of suspensions by 15%
- MHS administrative team is reviewing suspension policy
- Goal is to move away from out of school suspensions—replace with in-school suspensions where appropriate



School Climate



Question	Strongly Disagree	Disagree	Agree	Strongly Agree
Overall, I feel good about being at this school	2.2% (32)	6.1% (87)	60.8% (866)	30.9% (440)
I feel safe at this school	1.3% (18)	4.6% (66)	65.1% (926)	29.0% (413)
There is at least one adult in this building who cares about me	1.9% (27)	4.6% (66)	57.7% (822)	35.8% (510)

Source: 2012-13 MHS Student Engagement Survey (May, 2013)

OUR REALITY:

- 2012-13 Student Engagement Survey
- More than 1,400 students surveyed
- 92% of students feel good about being at MHS
- 94% of students feel safe at MHS
- 94% of students say there is at least one adult in the building who cares about them

TARGET:

- Increase above numbers by 2%



Action – DEWS Initiative


DROPOUT EARLY WARNING SYSTEM



- DPI report that identifies students at risk of not graduating in four years (based on prior attendance, test scores, suspensions, district moves)
- MHS identified 60 “high risk” freshmen
- Personally invited families to meet with teams of counselors, teachers, social workers, and deans during Parent-Teacher Conferences
- Met approximately 20 families
 - Academic information (progress, tutoring, HW club, connect with teachers)
 - Free/Reduced meal applications
 - Chromebook program
 - Madison Metro Passes
 - Big Brothers/Big Sisters



Action - PBIS Initiative




- Launched at start of the school year
- Continuing the positive approach to behavior management in place at elementary and middle schools
- Slogan: Cardinal Pride – Be Ready, Be Respectful, Be Responsible
- Q 1 Focus: Behavior in the Hallways and Being On Time for Class
- Hundreds of students received “Cardinal Crewpons”
- 40 students’ names drawn to receive special Cardinal Pride acknowledgement gifts
- 4 students’ names drawn to receive brand new tablet devices
- Positive Postcards being sent home to every student
- Positive lessons continue: Classrooms, Lunchroom, Library, School Bus, Athletic Fields, etc.
- “Teach Behavior to Change Behavior”





PBIS Initiative



- Overall Goals: Decrease problem behaviors, increase student academic performance, increase school safety, and establish a more positive school culture.

How are we doing this?

1. We are paying more attention to the behaviors we want to see grow and improve
2. We are teaching these behaviors
3. We have common expectations and are being more consistent in our follow through
4. We are collecting and analyzing data to more effectively make decisions and address issues
5. We are providing different levels of intervention to positively impact student behavior



Thank You!

